


### Load Data



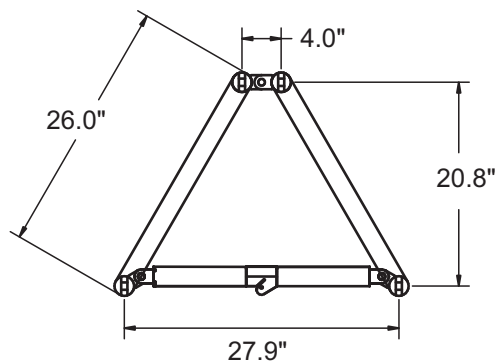
span (ft)	Uniform Loads			Center Pt. Load		Third Pt. Load		Quarter Pt. Load	
	load (plf)	load (lbs)	defl (in)	load (lbs)	defl (in)	load (lbs)	defl (in)	load (lbs)	defl (in)
5	1123	5616	0.01	3713	0.01	1857	0.01	1872	0.01
10	558	5582	0.04	3679	0.04	1840	0.04	1861	0.05
15	370	5548	0.13	3645	0.14	1823	0.12	1849	0.17
20	276	5514	0.32	3323	0.31	1806	0.28	1661	0.36
25	210	5255	0.59	2628	0.48	1789	0.55	1314	0.56
30	144	4317	0.85	2159	0.69	1619	0.87	1079	0.81
35	104	3637	1.16	1819	0.94	1364	1.19	909	1.11
40	78	3119	1.52	1559	1.24	1170	1.55	780	1.45
45	60	2708	1.92	1354	1.57	1016	1.96	677	1.83
50	47	2373	2.37	1186	1.95	890	2.41	593	2.27

### Component Weights

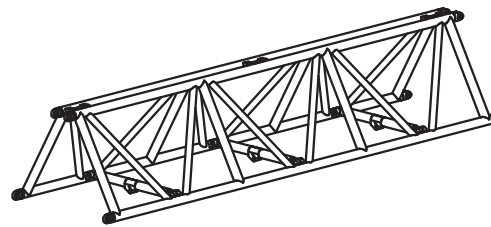
Part No	Description	WT (lbs)
FT10F	10ft section	81
FT8F	8ft section	70
FT5F	5ft section	53
FT4F	4ft section	48
FTC2	2 way corner section	66
FTC3	3 way corner section	77
FTC4	4 way corner section	88



### Dimensions



### 3d view



### Truss Features

#### Description

- External Dimensions
- Connection Centers
- Material Type
- Connector Type
- Maximum Certified Span

#### Specification

- Please refer drawing
- Please refer drawing
- 6061-T6 Aluminum
- Aluminum Fork
- 50ft